




A whiteboard area with a vertical red margin line on the left and horizontal blue lines for writing. The lines are evenly spaced and cover most of the page's width and height.



A large whiteboard area with 20 horizontal black lines and a vertical red margin line on the left side. A red rectangular tab is visible on the far left edge of the whiteboard.



A large whiteboard area with a light gray background. It features a vertical red line down the center, creating two columns. The board is ruled with horizontal blue lines, providing a grid for writing or drawing. There are 20 horizontal blue lines in total, with 10 lines in each of the two columns.







Handwriting practice lines consisting of multiple sets of three horizontal lines: a solid top line, a dashed middle line, and a solid bottom line.






A series of horizontal lines for writing, organized into ten groups of three lines each, providing a structured space for notes or text.





A series of horizontal lines for writing, consisting of 15 sets of three lines each. Each set includes a top thin grey line, a middle thick black line, and a bottom thin grey line.









A large whiteboard area with horizontal lines for writing. The lines are evenly spaced and cover most of the page. A red rectangular block is visible on the left edge of the whiteboard area.



A large area of the page filled with horizontal dotted lines, intended for writing or drawing. The lines are evenly spaced and extend across most of the page width.






A large whiteboard area with horizontal black lines. A vertical red line is positioned on the left side, approximately one-tenth of the way across the width. A small red rectangular tab is visible on the far left edge of the whiteboard area.



A large whiteboard area with horizontal blue lines for writing. A vertical black line is positioned on the left side, approximately one-tenth of the way across the page. A solid red rectangular block is located on the far left edge, partially overlapping the whiteboard area.





A large whiteboard area containing 12 horizontal lines for writing.





A whiteboard interface with a grid of 12 horizontal lines and 2 vertical lines. The grid is centered on the page. A solid red rectangle is located on the left side of the page, partially overlapping the whiteboard area.



A whiteboard area consisting of 20 horizontal lines for writing. The lines are evenly spaced and extend across the width of the page.







A whiteboard interface with 14 horizontal blue lines and a vertical red line. The red line is positioned approximately one-fifth of the way from the left edge, creating two columns. The lines are evenly spaced and extend across most of the width of the whiteboard area.



A large whiteboard area with horizontal blue lines and a vertical red margin line on the left side. A solid red rectangle is partially visible on the left edge of the page.



A whiteboard interface with a vertical blue line on the left side and horizontal blue lines forming a grid. The grid consists of 20 horizontal lines, with the top line being the most prominent. The background is white, and the lines are a light blue color.

















































